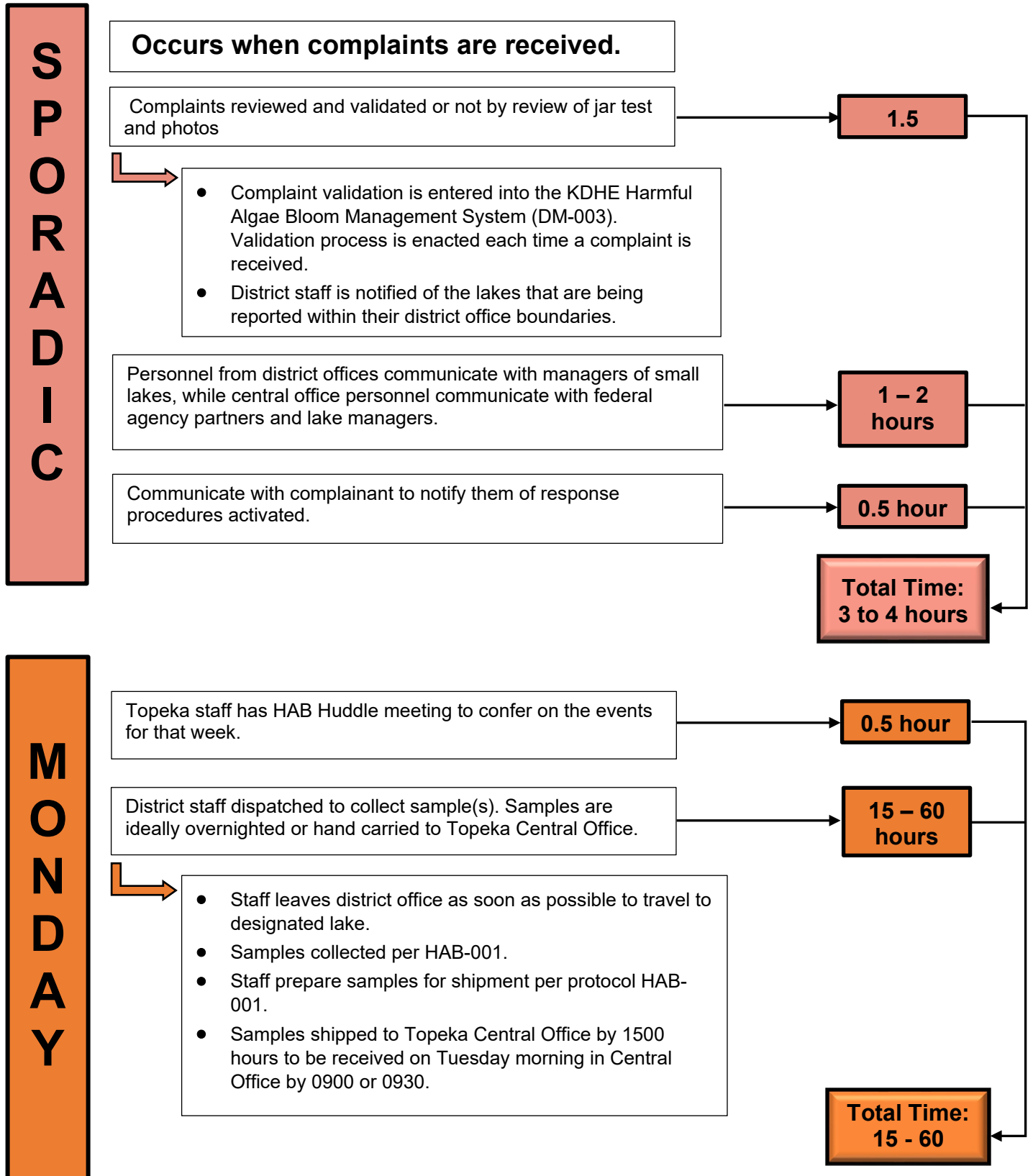


APPENDIX C

A Week in a HAB Response

A WEEK IN HAB RESPONSE

Accounting of KDHE staff time spent on HAB response
based on a moderate to busy week during the HAB season (7 – 15 lakes)



TUESDAY

Most samples received from district offices by Fed-Ex or mail.

0.5 - 1
hour

- Samples are received between 0900 and 1130.
- HAB staff receives samples and preserves sample as soon as possible to prevent degradation.
- Complete the Chain-of-Custody paperwork.
- Staff preserves samples per HAB-002 protocol.
- Part of sample must be frozen overnight for lysing of cells in order to complete ELISA testing on Wednesday.

Update HAB Management System per DM-003 protocol.

0.5 - 1
hour

Total Time:
1 - 2 hours

WEDNESDAY

Receive and process last samples as needed. Samples for ELISA tests are run for toxins. Any high concentrations are diluted and run again.

1.5 - 3
hours

- Samples are pulled from freezer and allowed to thaw at room temperature.
- ELISA kits are also pulled out of refrigerator to warm to room temperature.
- Per HAB-003 protocol- ELISA toxicity tests run and diluted as needed.

Preserved sample in Lugol's is prepared for scope work and the algal taxa are identified and enumerated.

7 - 15
hours

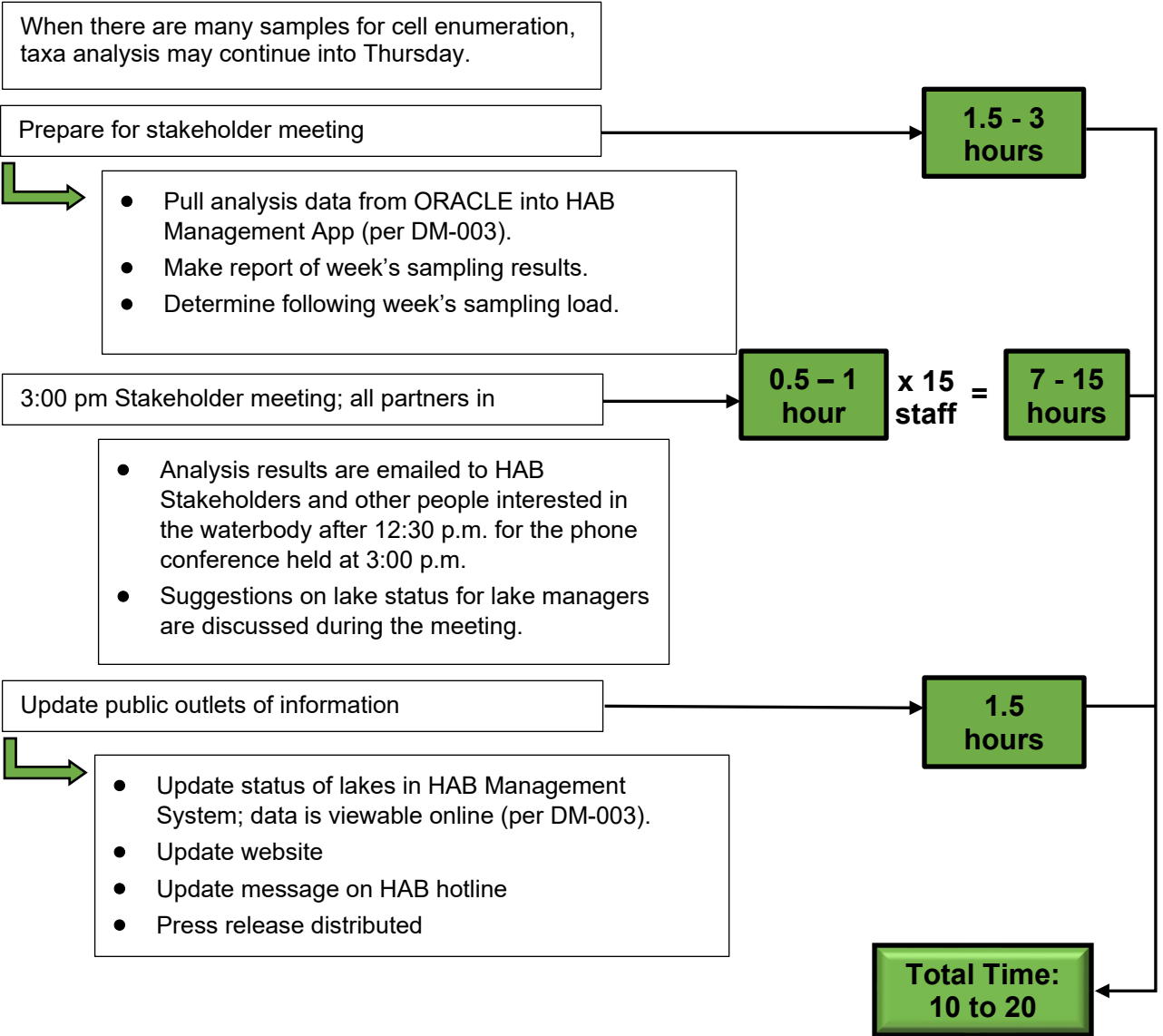
- Preserved samples are prepared for scope work on a covered slide and allowed to settle for approximately 30 minutes.
- Enumeration and identification is completed by randomly selecting 50 positions along a grid viewed in the ocular of the scope.

Data from cell enumeration and toxin analyses are entered into ORACLE database (DM-002 protocol)

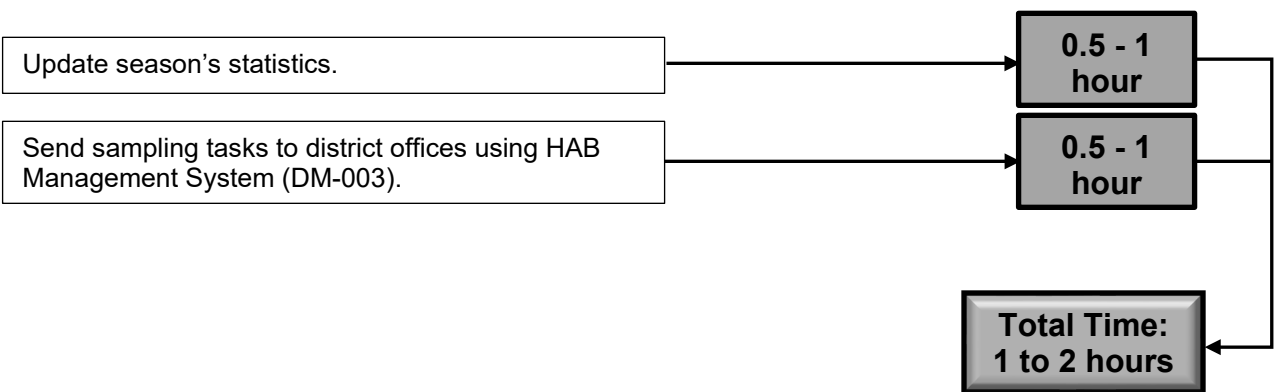
0.5 - 1
hour

Total Time:
10 to 20

**T
H
U
R
S
D
A
Y**



**F
R
I
D
A
Y**



**TOTAL WEEKLY STAFF TIME
~40 TO 110 HOURS**