


FACTS & FIGURES HOMICIDES IN KANSAS RESIDENTS 2016-2020

Deaths from threatened or actual intentional use of force or power against another person, group or community.

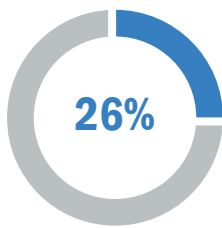


About 1 in 5 (21%) of the total 3,679 violent deaths in Kansas from 2016-2020 were homicides (n=796).




Cost in Kansas


An estimated \$3.3 billion (2020 US dollars) in medical expenses and work loss and 8,042 years of potential life lost (YPLL) among people who died by homicide before the age of 75 in 2020.



Over 1/4 (26%) of homicide victims were ages 15-24 years.



Black persons were more likely to die from homicide with a mortality rate of **9 times** that of White persons and **3 times** that of Hispanic persons (28.2 versus 3.1 versus 7.6).



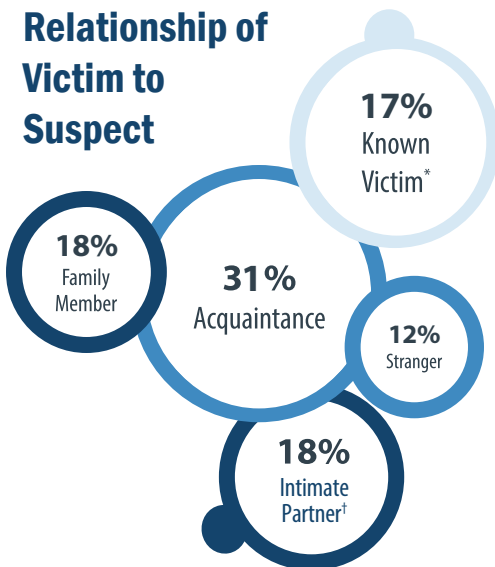
Most homicide deaths (79%) **were among males**. Males had 3.5 times the mortality rate of females (8.8 versus 2.5).



Intimate Partner Violence

About 1 in 6 (16%) of homicides were related to intimate partner violence and females were 5 times more likely than males to be victims..

Relationship of Victim to Suspect



Cause of Death



81% Firearm
7% Cut/Pierce
6% Struck by/against
1% Suffocation
5% Other^s



56% Firearm
14% Cut/Pierce
9% Struck by/against
10% Suffocation
11% Other^s

Other Circumstances¹

48% Argument or conflict
28% Substance abuse (non alcohol) problem
23% Precipitated by other crime (robber, assault or homicide, drug trade)
16% Drug involvement (dealing, trade or use)
12% Crime in progress
9% Drive-by shooting
8% Gang-related

^{*} Roommate, friend, coworker, babysitter or other known victim

¹ Intimate partners include current or ex-spouse/girlfriend/boyfriend, family member including parent, child, sibling, grandparent, step-parent, in-law, babysitter, boyfriend/girlfriend of child's parent

^s Drowning, fire, hot object/substance, transportation or other unspecified

[†] Other circumstances are not mutually exclusive