

Adolescent and Teen Pregnancies in Kansas 2017

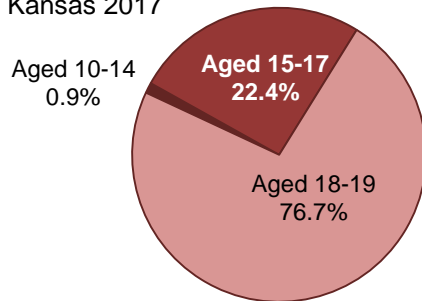
Maintaining and improving family health is an essential component of the public health mission of KDHE. Healthy pregnancies and positive birth outcomes reduce maternal and infant mortality and results in children capable of learning and growing into productive adults. Adolescent and teenage pregnancy accounts for more than \$9 billion per year in costs to U.S. taxpayers [1].

The nation's Healthy People 2020 objective is to reduce pregnancies among adolescent females aged 15-17 to 36.2 and females aged 18-19 to 105.9 per 1,000 female age specific populations, respectively [2].

Pregnancy rates among Kansas resident females aged 10-19 dropped from 12.9 to 12.7 per 1,000 age-group population from 2016 to 2017. Kansas pregnancy rates among females in age groups 15-17 and 18-19 years of age (9.5 per 1,000 and 48.9 per 1,000, respectively) compare favorably with the Healthy People 2020 national targets.

Kansas Highlights

Figure 1. Percentage of Pregnancies by Selected Female Age Groups Kansas 2017



Three out of four pregnant adolescents and teens were 18-19 years of age, while 0.9 percent were aged 10-14 years and 22.4 percent were 15-17 years of age (Figure 1).

The pregnancy rate for females aged 10-17 dropped 15.9 percent to 3.7 per 1,000 age specific female population in 2017 from 4.4 in 2016.

The 2017 rate for females aged 15-19, 25.3 per 1,000, dropped 1.6 percent from the 2016 rate of 25.7 per 1,000 age specific population.

Pregnancies include: Live births, stillbirths and abortions.

Trends

Pregnancy rates among Kansas resident females aged 10-19 years declined by 53.1 percent per 1,000 age specific population from 2006 through 2017 (Table 1) [4].

Population-based pregnancy rates have declined for all age groups from 2016 to 2017, except 18-19 years.

The pregnancy rate decreased slightly from 0.3 to 0.2 among teens 10-14, decreased 15.2 percent among teens 15-17 and increased 2.3 percent among teens 18-19 years of age from 2016 to 2017.

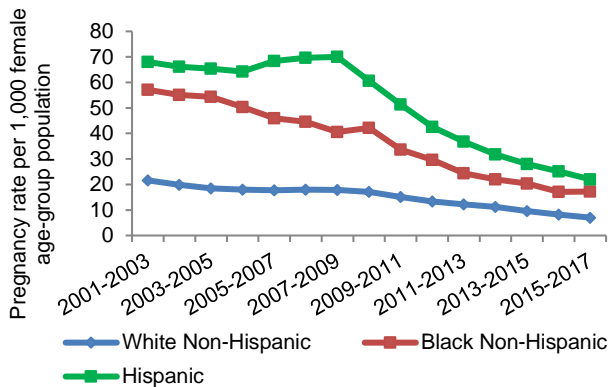
Table 1. Pregnancy Rates for Selected Female Age-groups per 1,000 Age Specific Population, by Year, Kansas, 2006-2017.

Year	10-19	10-14	15-17	18-19	10-17	15-19
2006	27.1	0.9	25.5	87.1	10.4	52.2
2007	27.8	0.8	26.8	93.1	10.9	53.2
2008	28.6	0.7	27.1	93.1	10.9	55.0
2009	26.8	0.6	25.2	95.7	10.0	51.6
2010	23.1	0.6	22.4	88.5	8.8	45.1
2011	20.9	0.7	18.4	77.6	7.3	40.8
2012	19.7	0.4	17.0	72.2	6.6	39.0
2013	17.1	0.4	14.6	62.4	5.7	34.0
2014	16.0	0.4	13.6	58.6	5.3	33.2
2015	14.8	0.2	11.5	55.9	4.5	29.3
2016	12.9	0.3	11.2	47.4	4.4	25.7
2017	12.7	0.2	9.5	48.9	3.7	25.3

More Kansas Health Statistics and Publications

- For a list of all publications issued by KDHE go to http://www.kdheks.gov/data_reports_stats.htm.
- Visit Kansas Information for Communities (KIC) the department's online data query tool at: <http://kic.kdheks.gov>.
- Community Health Needs Assessment information: <http://www.kansashealthmatters.org/>.

Figure 2. Three Year Rolling Average Pregnancy Rates for Selected Population Groups of Females Aged 15-17 Years Kansas, 2001-2017



Three year rolling averages of pregnancy rates among younger teens from selected population groups have declined in the long-term from 2001-2003 through 2015-2017 (Figure 2).

Hispanic teens had the highest pregnancy rates since 2001-2003 on average followed by Black non-Hispanics and White non-Hispanics.

Black non-Hispanics have had the strongest decline on average since 2001-2003 through 2015-2017.

State and National Comparisons

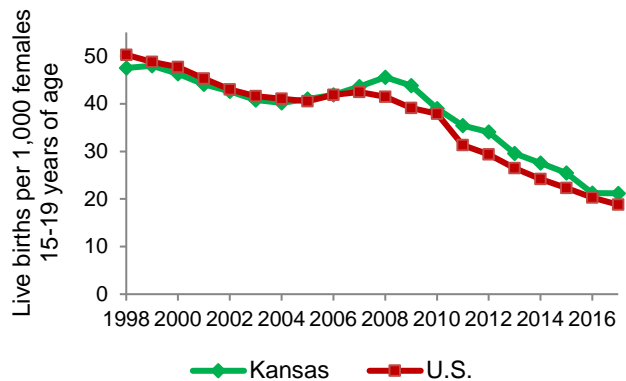
In 2017, the birth rate for Kansas females aged 15-19 remained at 21.2 from 2016 (Figure 3).

During the 20-year period from 1998 to 2017, birth rates of Kansas females 15-19 years of age decreased by 55.4 percent.

For eight years (1997 – 2004) the Kansas rate was lower than the U.S. rate for births to teens aged 15-19.

Since 2005, the U.S. rate has dropped faster than the Kansas rate. The Kansas rate in 2017 is higher than the U.S. rate by a difference of 2.4 percentage points [3].

Figure 3. Birth Rates for Mothers 15-19 Years of Age Kansas and the U.S., 1998-2017



Authored By: Cathryn Savage

Related References:

- [1] Hoffman S. By the Numbers-The Public Costs of Teen Childbearing. Washington, DC: National Campaign to Prevent Teen Pregnancy; 2006.
- [2] Healthy People 2020 Family Planning Objectives. U.S. Department of Health and Human Services. [Cited: 22Febr 2016]. Available from: <http://www.healthypeople.gov/2020/topicsobjectives2020/objectiveslist.aspx?topicId=13>
- [3] Savage C, Oakley D, Crawford G. Adolescent and Teenage Pregnancy Report, Kansas 2017. Kansas Department of Health and Environment, 2017.