
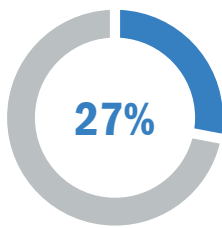


FACTS & FIGURES HOMICIDES IN KANSAS 2015-2018

Deaths from threatened or actual intentional use of force or power against another person, group, or community.



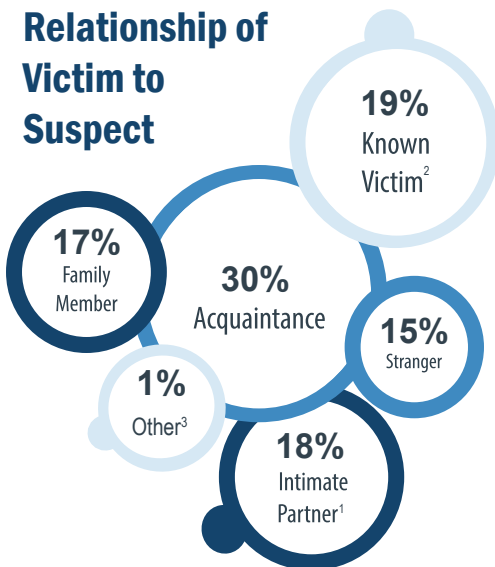
About 1 in 5 (21%) of the total 2,851 violent deaths in Kansas from 2015-2018 were homicides (N=591).



Almost 1/3 (27%) of victims were ages 15-24 years.


Most Homicide deaths (74%) were males, who had 2.8 times the mortality rate of females (7.8 per 100,000 residents versus 2.8 per 100,000 residents)

Relationship of Victim to Suspect



Cost in Kansas

An estimated \$1.0 billion (2017 US dollars) in medical expenses and work loss, and 24,380 years of potential life lost (YPLL) among people who died by homicide before age 75



Blacks were more likely to die from homicide with a mortality rate (23.8 per 100,000 persons) **8.0 times** that of Whites, and **3.3 times** that of Hispanics



Intimate Partner Violence

About 1 in 6 (16%) related to intimate partner violence (60% in females versus 9% in males)

Cause of Death



80%

Firearm

8%

Cut/Pierce

8%

Struck by/against

2%

Suffocation

3%

Other⁴



55%

Firearm

14%

Cut/Pierce

15%

Struck by/against

9%

Suffocation

7%

Other⁴

Other Circumstances

45%

Argument or conflict

28%

Substance abuse (non alcohol) problem

16%

Precipitated by other crime (robbery, assault or homicide, drug trade)

13%

Drug involvement (dealing, trade or use)

8%

Killed by random violence

8%

Gang-related

8%

Drive-by shooting



KSVDRS
KANSAS VIOLENT DEATH REPORTING SYSTEM
A program of the Kansas Department of Health and Environment



¹Intimate partners include current or ex-spouse/girlfriend/boyfriend, family member including parent, child, sibling, grandparent, step-parent, in-law, babysitter, boyfriend/girlfriend of child's parent

²Roommate, friend, coworker, babysitter, or other known victim

³Other includes rival gang member or law enforcement officer

⁴Drowning, fire, hot object/substance, transportation, or other