

# Suicide Statistics in Kansas | 2015-2018 (ages 10-17)


An analysis from the Kansas Violent Death Reporting System among people ages 10 to 17: 2015-2018

## Mental Health & Substance Abuse

- Almost 1 in 2 (48%) were identified as having current depressed mood or had mental health problems at the time of death; and about 3 in 4 of those with mental health problems listed depression or dysthymia.
  - About 3 in 20 (16%) had anxiety or attention-deficit/hyperactivity disorder (ADHD)
- About 1 in 10 had a substance use (non-alcohol) problem



About 3 in 10 had a family relationship problem



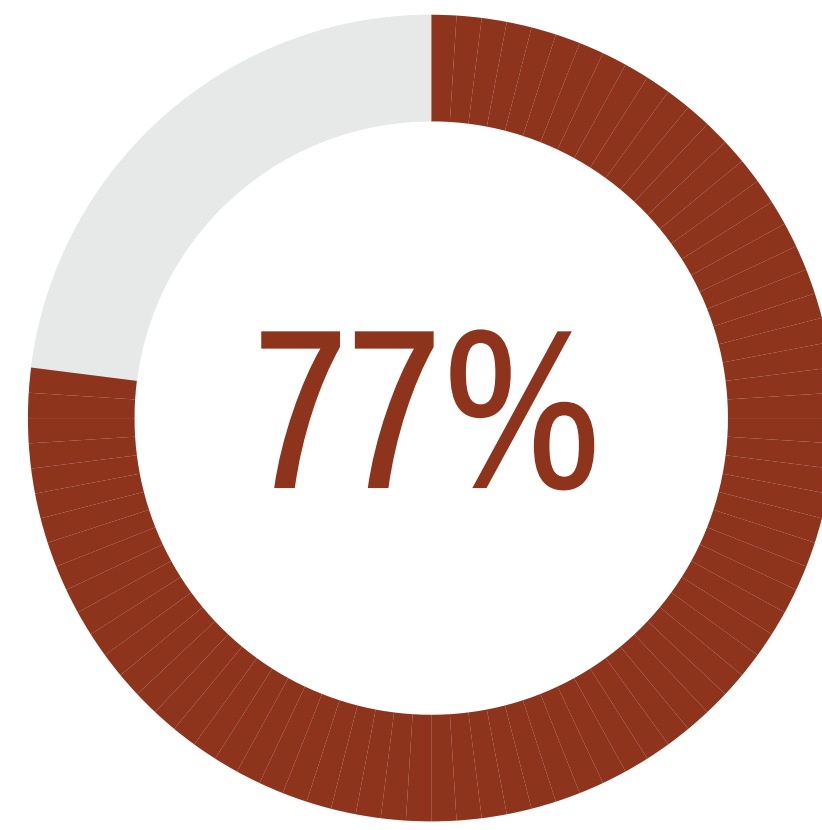

1 in 4 had a school problem

## Suicide Specific

- About 2 in 5 had left a suicide note or had history of suicidal thoughts
- About 1 in 4 told someone their thoughts and/or plans to die by suicide within the last month.
- 1 in 5 had history of suicide attempt



Suicide deaths have increased 70% for this age group from 2015 to 2018.



More than 3 in 4 (77%) of violent deaths<sup>1</sup> among people 10 to 17 years and old in Kansas were suicides

1. A death from the intentional use of physical force or power against oneself, another person or against a group or community that includes: suicide, homicide, legal intervention, unintentional firearm, and undetermined death.



- About 1 in 4 (26%) of those aged 10-17 who died by suicide were in 8th grade or less.
- 73% were in high school.
- 1% were a high school graduate or completed GED.
- Age-adjusted mortality rate for this age group: 8.2 per 100,000 persons
- In 2018, suicide was the 2nd leading cause of death among people ages 10-17 in Kansas
- About 71% of suicide deaths were among males, who had 2 times the suicide rate of females.
- Most suicides (71%) were among non-Hispanic Whites
- Almost 1 in 5 had experienced an argument or conflict (18%) or intimate partner problems (17%)



3 in 10 (30%) had a crisis within the 2 weeks prior to death



Residents in Rural\* counties had an age-adjusted rate of 9.9 per 100,000 persons; residents in Urban\* counties had a rate of 8.1 per 100,000 persons

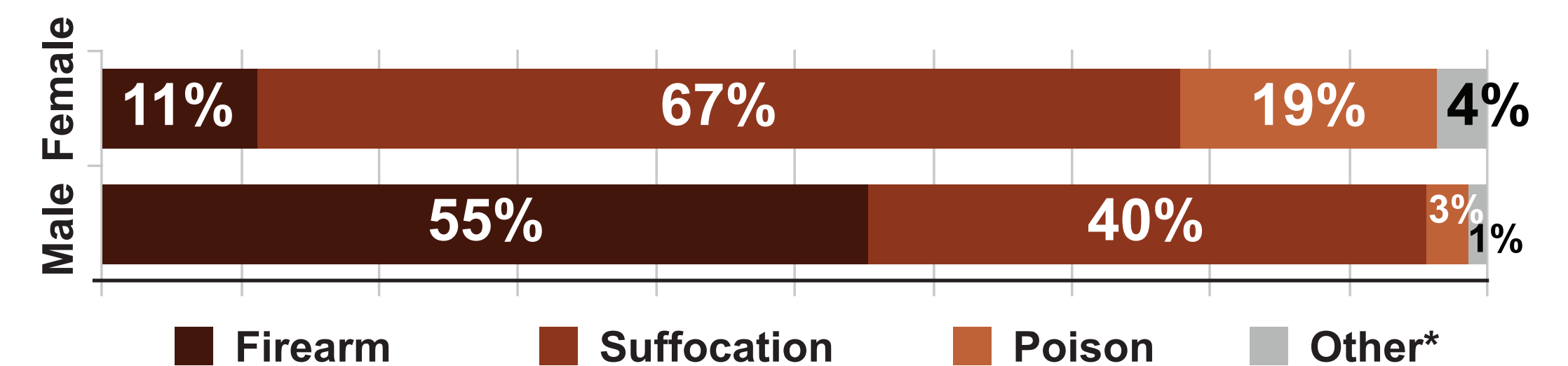
\* Population density in persons per square mile (ppsm): rural: less than 39.9 ppsm; urban 40.0 or more ppsm



## Causes of death

- Firearm use was more common in males and poisoning or drug overdose more common in females

## Mechanism of Suicide Death by Sex, 2015-2018, 10-17 years old



\* Cut/pierce, drowning, fall, fire, transportation, or others

3 in 10 (30%) had a crisis within the 2 weeks prior to death

