

EMERGENCY MEDICAL SERVICES PLAN


DESTINATION AND TRANSPORTATION DECISIONS

- I. The Sabetha EMS staff operating a Type II ambulance service will transport the patient to the nearest appropriate medical facility. This service is available 24hrs/day 7days per week.
- II. If the patient has a facility preference and is determined by the physician to be medically stable, the patient will be transported to his/her preferred facility. EMS will communicate with receiving hospital of patient's arrival.
- III. The patient who has the potential for developing a life-threatening condition or is in serious condition should be taken to Sabetha Community Hospital, Inc. (SCH) or the nearest medical facility where interventions to stabilize the patient can be instituted quickly.
- IV. SCH is limited by the requirements of Section 1820 of the Social Security Act relating to the CAH program in several ways, including:
 - A. All patients are admitted with anticipated discharge within an average of 96 hours of acute inpatient care,
 - B. May maintain no more than 15 acute care beds,

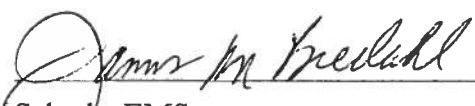

In order to comply with these limitations, SCH, the CAH, will identify patients that require services that are not offered at SCH for transfer to SVRHC, the supporting hospital, or other hospital that provides the services.

- V. An assessment will be made at SCH as to whether the patient who has been identified for transfer to SVRHC or other appropriate facility is in need of emergency transport. SCH has protocols and procedures for this assessment.
- VI. If the patient's condition warrants non-emergency transportation (e.g., the patient is stable with no active lines, has a heparin lock, or does not need oxygen), personnel at SCH will arrange for transport using either the patient or the patient's family vehicle to SVRHC or other appropriate facility.
- VII. If the patient's condition requires emergency transport, a determination will be made by SCH personnel, as to whether the patient's condition requires use of equipment or EMS assistance that is beyond the capability of Sabetha EMS.
- VIII. If the patient's needs can be met using Sabetha EMS, that entity will perform the transport. If needed, and if available, a physician/MLP or nurse from SCH may accompany the patient.
- IX. If the patient's needs exceed the capability of Sabetha EMS at the time of transport, SCH will arrange for alternative ground or air transport appropriate to the needs and according to established written procedures of SCH.
- X. Notification of transfer will be made by the transferring facility to the receiving facility (physician to physician). A patient's condition report will be given to the receiving facility (or nurse) and physician.


This EMS Plan has been reviewed and is accepted.



President and CEO
Stormont-Vail Regional Health Center

Sabetha EMS



CEO
Sabetha Community Hospital, Inc.