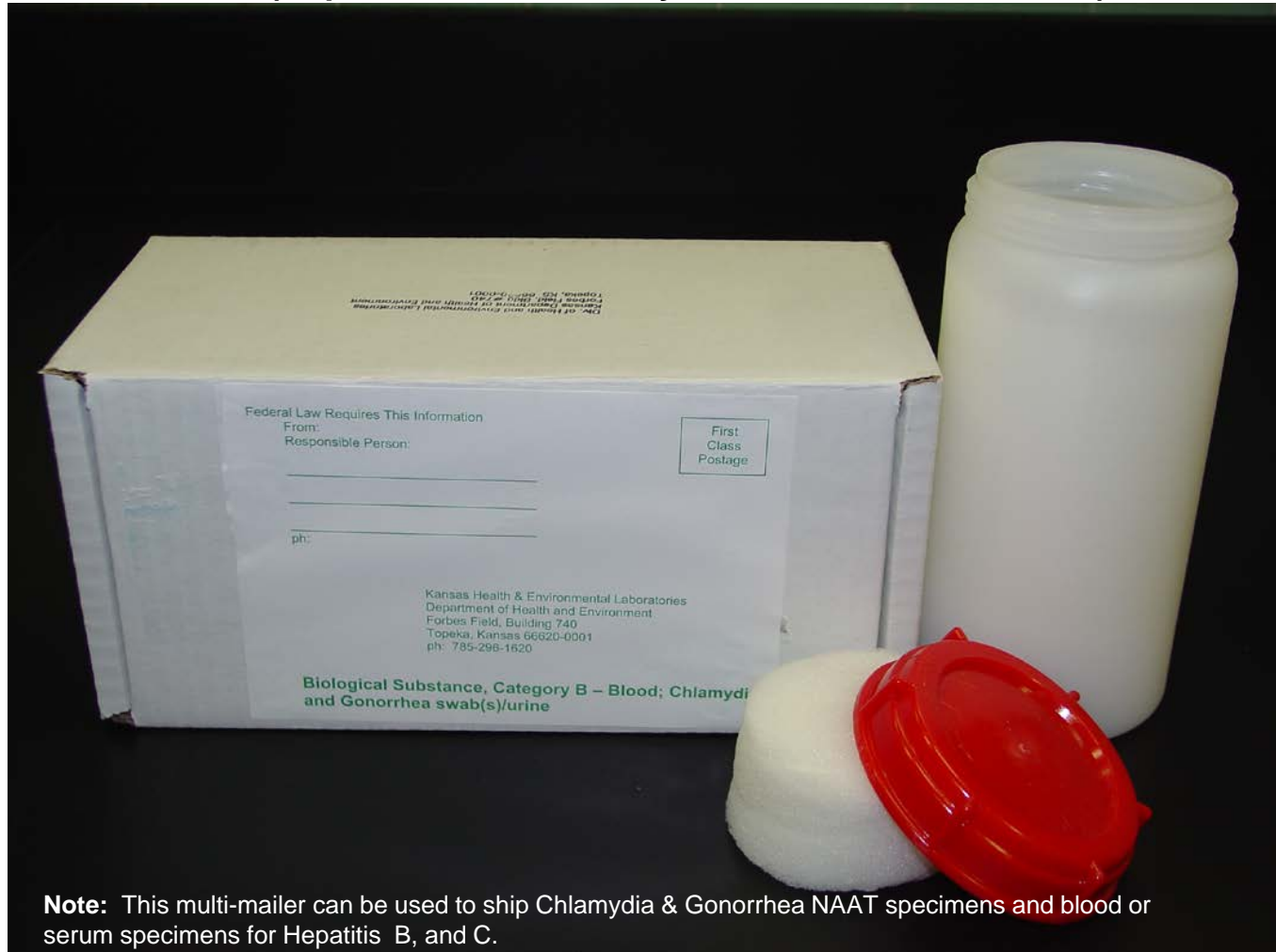


# Kansas Health and Environmental Laboratories Biological Substance, Category B Packaging and Shipping System Guide: [Chlamydia & Gonorrhea Multi-mailer](#) (Hepatitis B & C, Chlamydia and Gonorrhea NAAT)



**Note:** This multi-mailer can be used to ship Chlamydia & Gonorrhea NAAT specimens and blood or serum specimens for Hepatitis B, and C.

As of October 1, 2006, Federal Law requires that the To, From, and **UN3373 Biological Substance, Category B** labels be attached to this fiberboard shipper; if it is not attached one should be attached by your facility.

This guide is based on a Triple Packaging system: the Primary specimen container; Secondary red top 95 kPa polyethylene container; cushioning material; and Tertiary Fiberboard Shipper.

Bubble wrap or other cushioning material should be wrapped around the Primary Container to prevent breakage of the Primary Container. Add absorbent material to secondary container.

# Kansas Health and Environmental Laboratories

## Biological Substance, Category B Packaging and Shipping System Guide:

### Ambient Blood, Chlamydia & Gonorrhea Multi-mailer


(e.g. Hepatitis B & C, Chlamydia and Gonorrhea NAAT)



1) Fiberboard Shipper; Red-Topped 95kPa Biohazard Secondary Container with five-tube foam insert and topper.




2) Category B-Blood; Chlamydia/GC swab/Urine Label includes To/From address blocks and sample type.



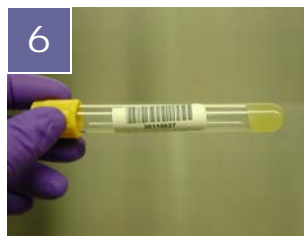
3) Complete [Universal Laboratory Specimen Submission Form](#) (Universal Form); mark required test(s) on the form.



4) Collect specimen in proper Vacutainer, [Unisex Swab](#), [Vaginal Swab](#), or [Urine](#) collection tube (Primary Container).



5) Use barcode sticker from Universal Form to label Primary Container and keep one for your records




6) Place a barcode sticker from Universal Form on Primary Container, in addition to patient information and date.



7) The same bar code number can be used for one patient that has a blood sample and a CT/GC sample per Universal Form).



8) Place Primary Container(s) in 5-tube foam insert inside Secondary Container. Cover tubes with foam topper to prevent shifting.



9) Secure top of Secondary Container firmly; **DO NOT** write on this container.



10) Place Secondary Container into Fiberboard Shipper.



11) Place cushioning material and completed Universal Form(s) inside Fiberboard Shipper **OUTSIDE OF SECONDARY CONTAINER**.



12) Secure Fiberboard Shipper with tape. Complete return address label; **DO NOT** write on the box. This package is now ready to ship to KHEL.

**Note: Order [Universal Forms](#) and blood tubes separately from Multi-Mailer system. Chlamydia/Gonorrhea specimen collection kits must be ordered from the manufacturer.**