

Tobacco Product Use Among Adults

Central Kansas Region, 2017



OVERVIEW



In 2017, **nearly 18 of every 100** Central Kansas Region adults 18 years and older currently smoked cigarettes.*



In 2017, **51 of every 100** Central Kansas Region adults 18 years and older who were current smokers stopped smoking for one day or longer because they were trying to quit smoking.



In 2017, **nearly 7 of every 100** Central Kansas Region adults 18 years and older currently used any smokeless tobacco products.†



In 2017, **nearly 4 of every 100** Central Kansas Region adults 18 years and older currently used e-cigarettes.‡

Cigarette Smoking by Selected Socio-demographic Characteristics, Central Kansas Region

BY GENDER[¶]

17.6%

Nearly 18 of every 100 adult women.



18.0%

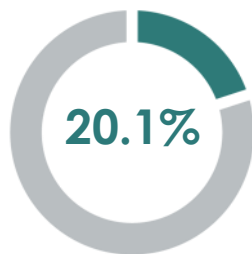
18 of every 100 adult men.

BY AGE

Current cigarette smoking was significantly higher among persons **aged 18-44 years and 45-64 years** compared to those **aged 65 years and older**.



About 20 of every 100 adults aged 18-44 years.



About 20 of every 100 adults aged 45-64 years.




Nearly 10 of every 100 adults aged 65 years and older.

BY OBESITY

Current cigarette smoking was significantly higher among adults **who were normal or underweight** compared to adults **who are obese**.


Nearly 27 of every 100 adults who were Normal or Underweight (BMI<25).



Nearly 15 of every 100 adults who were Overweight (25<=BMI<30).

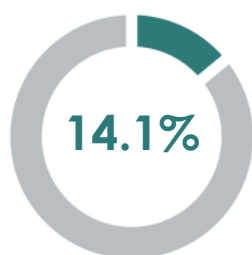


Nearly 14 of every 100 adults who were Obese (BMI>=30).

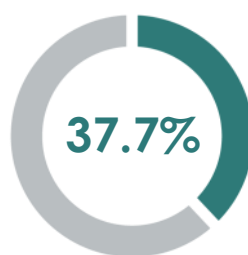


BY HEALTH INSURANCE

Current cigarette smoking was significantly higher among adults **who were uninsured** compared to adults **who were insured**.



About 14 of every 100 adults who were insured.



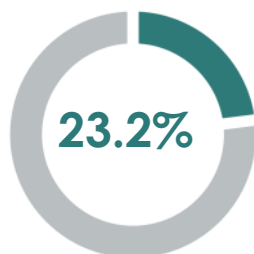
Nearly 38 of every 100 adults who were uninsured.

[¶] The prevalence estimates of current cigarette smoking in Central Kansas Region are not significantly different by gender.

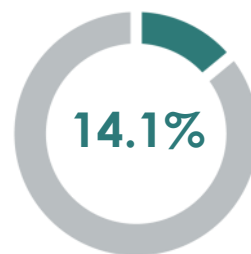
Cigarette Smoking by Selected Socio-demographic Characteristics, Central Kansas Region

BY EDUCATION

Current cigarette smoking was **significantly higher among persons with a high school education or less** compared to adults with **some college education or higher**.



About 23 of every 100 adults with a high school education or less.



About 14 of every 100 adults with some college education or higher.

BY ANNUAL HOUSEHOLD INCOME

Current cigarette smoking was significantly higher among persons with an annual household income of **less than \$35,000 per year** compared to those with **\$35,000 or higher per year**.



27.6%

Nearly 28 of every 100 adults with an annual household income of less than \$35,000 per year.



13.4%


About 13 of every 100 adults with an annual household income of \$35,000 or higher per year.

BY DISABILITY STATUS

Current cigarette smoking was **significantly higher among persons living with a disability[§]** compared to those **living without a disability**.


26 of every 100 adults who reported living with a disability.

26.0%



15 of every 100 adults who reported living without a disability.

15.0%



[§] Living with a Disability: Respondents who have at least one of the six disability types (hearing, vision, cognition, mobility, self-care, and/or independent living).