

# Tobacco Product Use Among Adults

East Central Kansas Public Health Coalition, 2017



## OVERVIEW



In 2017, **about 19 of every 100** East Central Kansas Public Health Coalition adults 18 years and older currently smoked cigarettes.\*



In 2017, **about 57 of every 100** East Central Kansas Public Health Coalition adults 18 years and older who were current smokers stopped smoking for one day or longer because they were trying to quit smoking.



In 2017, **nearly 9 of every 100** East Central Kansas Public Health Coalition adults 18 years and older currently used any smokeless tobacco products.†



In 2017, **nearly 5 of every 100** East Central Kansas Public Health Coalition adults 18 years and older currently used e-cigarettes.‡

# Cigarette Smoking by Selected Socio-demographic Characteristics, East Central Kansas Public Health Coalition

## BY GENDER<sup>¶</sup>

18.4%

About 18 of every 100 adult women.

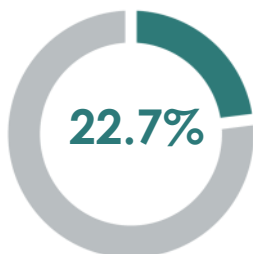


19.9%

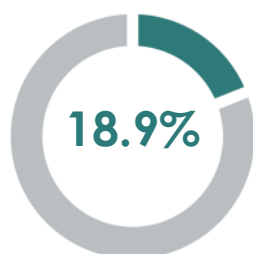
Nearly 20 of every 100 adult men.

## BY AGE

Current cigarette smoking was significantly higher among persons **aged 18-44 years and 45-64 years** compared to those **aged 65 years and older**.



Nearly 23 of every 100 adults aged 18-44 years.



Nearly 19 of every 100 adults aged 45-64 years.




10 of every 100 adults aged 65 years and older.

## BY OBESITY<sup>¶</sup>


26 of every 100 adults who were Normal or Underweight (BMI<25).

26.0%




About 14 of every 100 adults who were Overweight (25<=BMI<30).

14.3%

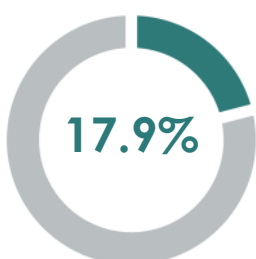


Nearly 19 of every 100 adults who were Obese (BMI>=30).

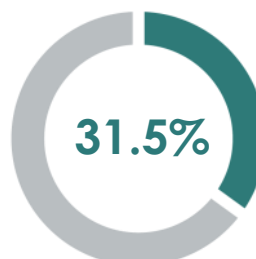
18.9%



## BY HEALTH INSURANCE<sup>¶</sup>



Nearly 18 of every 100 adults who were insured.

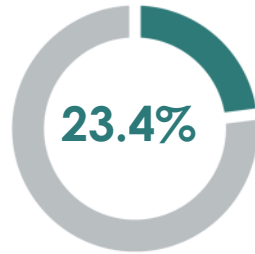


Nearly 32 of every 100 adults who were uninsured.

<sup>¶</sup> The prevalence estimates of current cigarette smoking in East Central Kansas Public Health Coalition are not significantly different by gender, obesity, and health insurance groups.

# Cigarette Smoking by Selected Socio-demographic Characteristics, East Central Kansas Public Health Coalition

## BY EDUCATION#



**About 23** of every 100 adults with a high school education or less.



**Nearly 16** of every 100 adults with some college education or higher.

## BY ANNUAL HOUSEHOLD INCOME#



22.4%

**About 22** of every 100 adults with an annual household income of less than \$35,000 per year.



17.0%


**17** of every 100 adults with an annual household income of \$35,000 or higher per year.

## BY DISABILITY STATUS#

**Nearly 24** of every 100 adults who reported living with a disability.§



**Nearly 18** of every 100 adults who reported living without a disability.



# The prevalence estimates of current cigarette smoking in East Central Kansas Public Health Coalition are not significantly different by education, annual household income, and disability status groups. § Living with a Disability: Respondents who have at least one of the six disability types (hearing, vision, cognition, mobility, self-care, and/or independent living).