

Tobacco Product Use Among Adults

Kansas City Area Coalition, 2017



OVERVIEW



In 2017, **16 of every 100** Kansas City Area Coalition adults 18 years and older currently smoked cigarettes.*



In 2017, **about 62 of every 100** Kansas City Area Coalition adults 18 years and older who were current smokers stopped smoking for one day or longer because they were trying to quit smoking.



In 2017, **about 4 of every 100** Kansas City Area Coalition adults 18 years and older currently used any smokeless tobacco products.†



In 2017, **about 4 of every 100** Kansas City Area Coalition adults 18 years and older currently used e-cigarettes.‡

Cigarette Smoking by Selected Socio-demographic Characteristics, Kansas City Area Coalition

BY GENDER[¶]

14.8%

Nearly 15 of every 100 adult women.

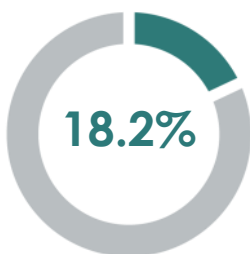


17.2%

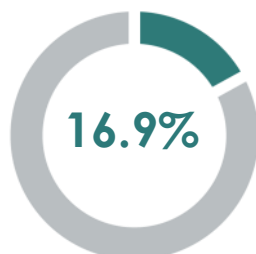
About 17 of every 100 adult men.

BY AGE

Current cigarette smoking was significantly higher among persons **aged 18-44 years** and **45-64 years** compared to those **aged 65 years and older**.



About 18 of every 100 adults aged 18-44 years.



Nearly 17 of every 100 adults aged 45-64 years.



Nearly 7 of every 100 adults aged 65 years and older.

BY OBESITY[¶]


About 18 of every 100 adults who were Normal or Underweight (BMI<25).

18.4%



Nearly 15 of every 100 adults who were Overweight (25<=BMI<30).

14.5%



Nearly 17 of every 100 adults who were Obese (BMI>=30).

16.7%

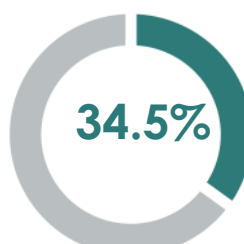


BY HEALTH INSURANCE

Current cigarette smoking was significantly higher among adults **who were uninsured** compared to adults **who were insured**.



Nearly 14 of every 100 adults who were insured.



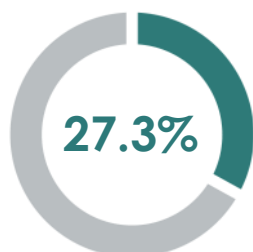
Nearly 35 of every 100 adults who were uninsured.

[¶] The prevalence estimates of current cigarette smoking in Kansas City Area Coalition are not significantly different by gender and obesity groups.

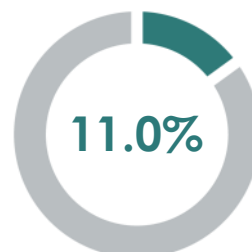
Cigarette Smoking by Selected Socio-demographic Characteristics, Kansas City Area Coalition

BY EDUCATION

Current cigarette smoking was **significantly higher among persons with a high school education or less** compared to adults with **some college education or higher**.



About 27 of every 100 adults with a high school education or less.



11 of every 100 adults with some college education or higher.

BY ANNUAL HOUSEHOLD INCOME

Current cigarette smoking was significantly higher among persons with an annual household income of **less than \$35,000 per year** compared to those with **\$35,000 or higher per year**.



28.9%

Nearly 29 of every 100 adults with an annual household income of less than \$35,000 per year.



11.3%


About 11 of every 100 adults with an annual household income of \$35,000 or higher per year.

BY DISABILITY STATUS

Current cigarette smoking was **significantly higher among persons living with a disability[§]** compared to those **living without a disability**.


Nearly 23 of every 100 adults who reported living with a disability.

22.5%



About 14 of every 100 adults who reported living without a disability.

14.1%



[§] Living with a Disability: Respondents who have at least one of the six disability types (hearing, vision, cognition, mobility, self-care, and/or independent living).