

Tobacco Product Use Among Adults

Lower 8 of Southeast Kansas Region, 2017



OVERVIEW



In 2017, **nearly 25 of every 100** Lower 8 of Southeast Kansas Region adults 18 years and older currently smoked cigarettes.*



In 2017, **nearly 59 of every 100** Lower 8 of Southeast Kansas Region adults 18 years and older who were current smokers stopped smoking for one day or longer because they were trying to quit smoking.



In 2017, **nearly 10 of every 100** Lower 8 of Southeast Kansas Region adults 18 years and older currently used any smokeless tobacco products.†



In 2017, **nearly 5 of every 100** Lower 8 of Southeast Kansas Region adults 18 years and older currently used e-cigarettes.‡

Cigarette Smoking by Selected Socio-demographic Characteristics, Lower 8 of Southeast Kansas Region

BY GENDER[¶]

25.7%

Nearly 26 of every 100 adult women.

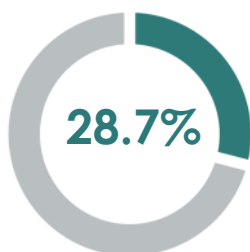


23.7%

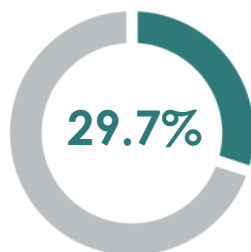
Nearly 24 of every 100 adult men.

BY AGE

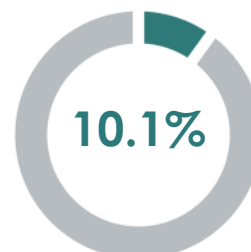
Current cigarette smoking was significantly higher among persons **aged 18-44 years** and **45-64 years** compared to those **aged 65 years and older**.



Nearly 29 of every 100 adults aged 18-44 years.



Nearly 30 of every 100 adults aged 45-64 years.



About 10 of every 100 adults aged 65 years and older.

BY OBESITY[¶]


Nearly 29 of every 100 adults who were Normal or Underweight (BMI<25).

28.5%



Nearly 25 of every 100 adults who were Overweight (25<=BMI<30).

24.5%



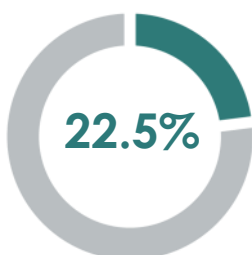
About 23 of every 100 adults who were Obese (BMI>=30).

23.4%

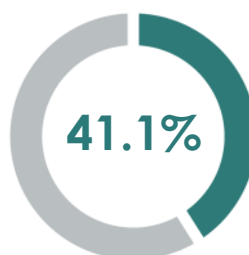


BY HEALTH INSURANCE

Current cigarette smoking was significantly higher among adults **who were uninsured** compared to adults **who were insured**.



Nearly 23 of every 100 adults who were insured.



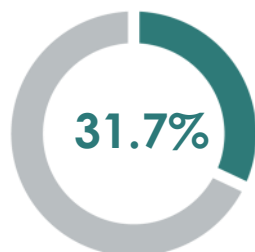
About 41 of every 100 adults who were uninsured.

[¶] The prevalence estimates of current cigarette smoking in Lower 8 of SE Kansas Region are not significantly different by gender and obesity groups.

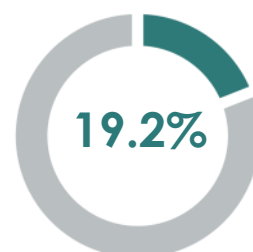
Cigarette Smoking by Selected Socio-demographic Characteristics, Lower 8 of Southeast Kansas Region

BY EDUCATION

Current cigarette smoking was **significantly higher among persons with a high school education or less** compared to adults with **some college education or higher**.



About 32 of every 100 adults with a high school education or less.



About 19 of every 100 adults with some college education or higher.

BY ANNUAL HOUSEHOLD INCOME

Current cigarette smoking was significantly higher among persons with an annual household income of **less than \$35,000 per year** compared to those with **\$35,000 or higher per year**.



33.0%

33 of every 100 adults with an annual household income of less than \$35,000 per year.




17.3%

About 17 of every 100 adults with an annual household income of \$35,000 or higher per year.

BY DISABILITY STATUS#


Nearly 31 of every 100 adults who reported living with a disability.§

30.6%



Nearly 22 of every 100 adults who reported living without a disability.

21.5%



The prevalence estimates of current cigarette smoking in Lower 8 of SE Kansas Region are not significantly different by disability status groups. § Living with a Disability: Respondents who have at least one of the six disability types (hearing, vision, cognition, mobility, self-care, and/or independent living).