

# Tobacco Product Use Among Adults

North Central Kansas Public Health Initiative, 2017



## OVERVIEW



In 2017, **about 19 of every 100** North Central Kansas Public Health Initiative adults 18 years and older currently smoked cigarettes.\*

**QUIT  
SMOKING**



In 2017, **about 42 of every 100** North Central Kansas Public Health Initiative adults 18 years and older who were current smokers stopped smoking for one day or longer because they were trying to quit smoking.



In 2017, **nearly 7 of every 100** North Central Kansas Public Health Initiative adults 18 years and older currently used any smokeless tobacco products.†



In 2017, **nearly 3 of every 100** North Central Kansas Public Health Initiative adults 18 years and older currently used e-cigarettes.‡

# Cigarette Smoking by Selected Socio-demographic Characteristics, North Central Kansas Public Health Initiative

## BY GENDER<sup>¶</sup>

19.7%

Nearly 20 of every 100 adult women.

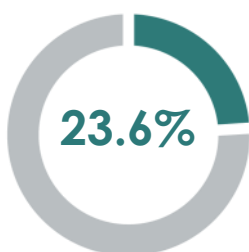


18.7%

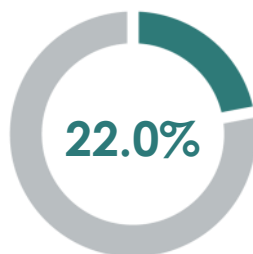
Nearly 19 of every 100 adult men.

## BY AGE

Current cigarette smoking was significantly higher among persons **aged 18-44 years** and **45-64 years** compared to those **aged 65 years and older**.



Nearly 24 of every 100 adults aged 18-44 years.



22 of every 100 adults aged 45-64 years.




About 9 of every 100 adults aged 65 years and older.

## BY OBESITY<sup>¶</sup>


Nearly 26 of every 100 adults who were Normal or Underweight (BMI<25).

25.8%



About 19 of every 100 adults who were Overweight (25<=BMI<30).

19.4%



Nearly 16 of every 100 adults who were Obese (BMI>=30).

15.7%

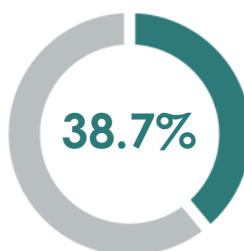


## BY HEALTH INSURANCE

Current cigarette smoking was significantly higher among adults **who were uninsured** compared to adults **who were insured**.



About 17 of every 100 adults who were insured.



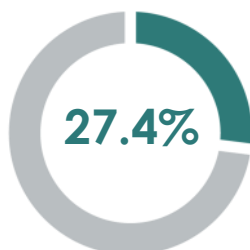
Nearly 39 of every 100 adults who were uninsured.

<sup>¶</sup> The prevalence estimates of current cigarette smoking in North Central Kansas Public Health Initiative are not significantly different by gender and obesity groups.

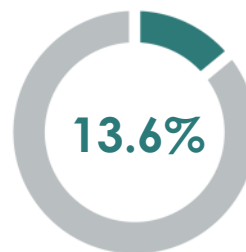
# Cigarette Smoking by Selected Socio-demographic Characteristics, North Central Kansas Public Health Initiative

## BY EDUCATION

Current cigarette smoking was **significantly higher among persons with a high school education or less** compared to adults with **some college education or higher**.



**About 27** of every 100 adults with a high school education or less.



**Nearly 14** of every 100 adults with some college education or higher.

## BY ANNUAL HOUSEHOLD INCOME

Current cigarette smoking was significantly higher among persons with an annual household income of **less than \$35,000 per year** compared to those with **\$35,000 or higher per year**.



29.1%

**About 29** of every 100 adults with an annual household income of less than \$35,000 per year




13.3%

**About 13** of every 100 adults with an annual household income of \$35,000 or higher per year


## BY DISABILITY STATUS

Current cigarette smoking was **significantly higher among persons living with a disability<sup>§</sup>** compared to those **living without a disability**.

**Nearly 29** of every 100 adults who reported living with a disability



**About 15** of every 100 adults who reported living without a disability



<sup>§</sup> Living with a Disability: Respondents who have at least one of the six disability types (hearing, vision, cognition, mobility, self-care, and/or independent living).