

Tobacco Product Use Among Adults

Wildcat Region, 2017



OVERVIEW



In 2017, **nearly 18 of every 100** Wildcat Region adults 18 years and older currently smoked cigarettes.*



In 2017, **nearly 61 of every 100** Wildcat Region adults 18 years and older who were current smokers stopped smoking for one day or longer because they were trying to quit smoking.



In 2017, **nearly 7 of every 100** Wildcat Region adults 18 years and older currently used any smokeless tobacco products.†



In 2017, **4 of every 100** Wildcat Region adults 18 years and older currently used e-cigarettes.‡

www.kdheks.gov/brfss

* Current cigarette smokers were persons who reported smoking at least 100 cigarettes in their lifetime and smoking every day or some days. † Current smokeless tobacco use was defined as using chewing tobacco, snuff, or snus every day or some days. ‡ Current e-cigarette use was defined as using e-cigarettes or other electronic "vaping" products every day or some days.

Cigarette Smoking by Selected Socio-demographic Characteristics, Wildcat Region

BY GENDER[¶]

17.1%

About 17 of every 100 adult women.

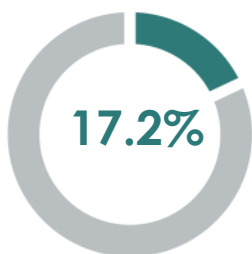


17.9%

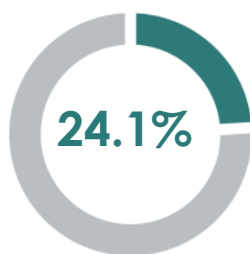
Nearly 18 of every 100 adult men.

BY AGE

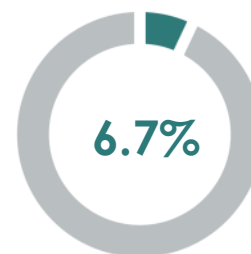
Current cigarette smoking was significantly higher among persons **aged 18-44 years** and **45-64 years** compared to those **aged 65 years and older**.



About 17 of every 100 adults aged 18-44 years.



About 24 of every 100 adults aged 45-64 years.



Nearly 7 of every 100 adults aged 65 years and older.

BY OBESITY[¶]


About 15 of every 100 adults who were Normal or Underweight (BMI<25).

15.3%




About 14 of every 100 adults who were Overweight (25<=BMI<30).

14.3%



About 25 of every 100 adults who were Obese (BMI>=30).

25.1%

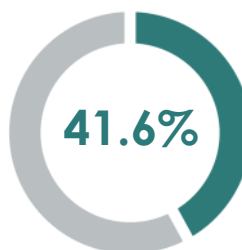


BY HEALTH INSURANCE

Current cigarette smoking was significantly higher among adults **who were uninsured** compared to adults **who were insured**.



About 15 of every 100 adults who were insured.



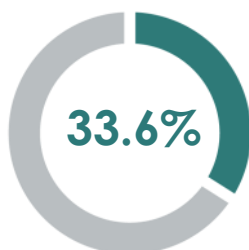
Nearly 42 of every 100 adults who were uninsured.

[¶] The prevalence estimates of current cigarette smoking in Wildcat Region are not significantly different by gender and obesity groups.

Cigarette Smoking by Selected Socio-demographic Characteristics, Wildcat Region

BY EDUCATION

Current cigarette smoking was **significantly higher among persons with a high school education or less** compared to adults with **some college education or higher**.



Nearly 34 of every 100 adults with a high school education or less.



11 of every 100 adults with some college education or higher.

BY ANNUAL HOUSEHOLD INCOME

Current cigarette smoking was significantly higher among persons with an annual household income of **less than \$35,000 per year** compared to those with **\$35,000 or higher per year**.



26.0%

26 of every 100 adults with an annual household income of less than \$35,000 per year.



13.7%


Nearly 14 of every 100 adults with an annual household income of \$35,000 or higher per year.

BY DISABILITY STATUS

Current cigarette smoking was **significantly higher among persons living with a disability[§]** compared to those **living without a disability**.


Nearly 30 of every 100 adults who reported living with a disability.

29.8%



Nearly 14 of every 100 adults who reported living without a disability.

13.6%



[§] Living with a Disability: Respondents who have at least one of the six disability types (hearing, vision, cognition, mobility, self-care, and/or independent living).