

Mental Health Among Adults

West Central Public Health Initiative-Rush County, 2017



Frequent Mental Distress

Frequent mental distress (FMD) is defined as having fourteen or more days of poor mental health in the past thirty days.

In 2017, **about 4 of every 100** West Central Public Health Initiative-Rush County adults 18 years and older had frequent mental distress.



Depressive Disorder

Depressive disorder is defined as depression, major depression, dysthymia, or minor depression.

In 2017, **nearly 19 of every 100** West Central Public Health Initiative-Rush County adults 18 years and older had depressive disorder.



www.kdheks.gov/brfss

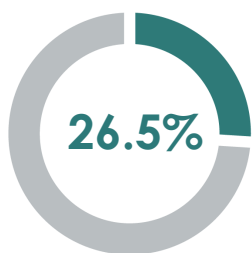
West Central Public Health Initiative-Rush County counties: Gove, Logan, Ness, Sheridan, Sherman, Trego and Rush

Kansas Behavioral Risk Factor Surveillance System-Local Data, 2017. Kansas Department of Health and Environment, Bureau of Health Promotion website. Available at <http://www.kdheks.gov/brfss/BRFSS2017/index.html>. Accessed July 21, 2019.

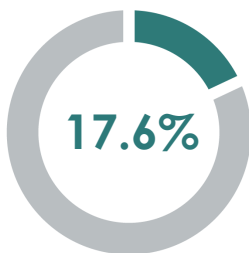
Supported by grants from the Health Forward Foundation, Kansas Health Foundation, REACH Healthcare Foundation, Sunflower Foundation and the Centers for Disease Control and Prevention.

Depressive Disorder by Selected Socio-demographic Characteristics, West Central Public Health Initiative-Rush County

BY AGE*




About 26 of every 100 adults aged 18-44 years.




Nearly 18 of every 100 adults aged 65 years and older.

BY DISABILITY STATUS*

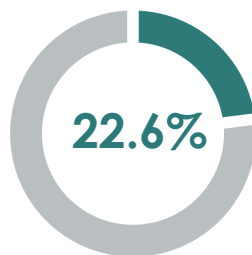
About 29 of every 100 adults who reported living with a disability.



Nearly 14 of every 100 adults who reported living without a disability.



BY EDUCATION*



Nearly 23 of every 100 adults with a high school education or less.



16 of every 100 adults with some college education or higher.

† Living with a Disability: Respondents who have at least one of the six disability types (hearing, vision, cognition, mobility, self-care, and/or independent living).

*The prevalence estimates of depressive disorder in West Central Public Health Initiative-Rush County are not significantly different by age, disability and education groups.